




The safe automatic door

Avoid residual risks – offer standard-compliant doors!

Closing edge protection of power-operated doors is a very sensitive area. Any failure here can have serious repercussions. In view of this, DIN 18650 and DIN EN 16005* require power-operated doors to incorporate safeguards. To ensure power-operated doors are safe to use, they must open and close safely.

Responsibility of the door installer and service company

To assess a new door for its safety in use, the installer of the door system is required to carry out a risk assessment** - ideally as early as at the planning stage. In the case of existing systems, it is mandatory for the service company to assess compliance with the "state of the art" requirement.



→ Closing face residual risks

→ Opening face residual risks

Public buildings require particular safeguards

Safe, convenient and barrier-free use, and the prevention of trapping and shearing points on doors, is accorded high priority. If doors in public buildings are used by vulnerable people such as children, the elderly or persons with physical disabilities, stringent safeguards must be integrated.

Grey areas of "residual risk" if protecting by sensors alone

Protecting secondary closing edges using only touchless protective devices entails residual risks and thus does not guarantee absolute safety. The following grey areas and weak points are possible with sensor systems:

- Detection range depends on the installation height and positioning on the door leaf - *Sensors act downwards in a diagonal sideways direction, which leaves the upper area of the door as a grey zone without the protection of the secondary closing edge required by the DIN EN 16005 standard.*
- Grey zones behind panic fittings, door handles and surface-mounted hinges – *Sensors cannot work behind these fittings.*
- Reaching behind the sensor veil – *It is possible to reach behind the sensor veil from the side, especially on the closing face when the door is open (e.g. corridor at right angles to the door, façade situation). With highly frequented doors and a higher door speed, this grey area increases.*
- Preset or selectable grey areas to avoid faults – *May continue to exist if they are not finely adjusted.*
- Susceptibility of sensors to failure – *Depending on the ambient conditions, sensors can be susceptible to failure, so smoke, fog, dust and moisture in the detection field should be avoided.*

*DIN 18650 Automatic door systems - Part 1: Product requirements and test methods (2010), DIN EN 16005 Power-operated doors - Safety in use - Requirements and test methods (2012), **Risk assessment according to FTA directive no. 5



Information on residual risks

Drive and sensor manufacturers point out that there are residual risks when using sensors alone. Automatic doors with additional mechanical protection offer standard-compliant safety, especially when vulnerable people use the doors. Test institutes confirm that where there is a high probability of fingers being caught, protection using a combination of sensors and mechanical means must be considered.

Athmer finger protection is the ideal complement to commonly used door sensors on the market to avoid residual risks. In this way, everyone involved is on the safe side - the installer or service company of the drive, the building operator and, last but not least, the user.

Operator responsibility – there's no protection for the status quo!

Building operators are responsible for the safe use of their building. This includes responsibility for the safe operation of their automatic door systems, including their maintenance and safety checks, in accordance with the manufacturer's instructions. After all, there's no protection for the status quo! Automatic door systems must be brought up to the latest standards and state of the art and maintained at this level in order to permanently minimise hazards for users. Qualified FTA experts can provide support here.

Standard-compliant protection of secondary closing edges

The standard DIN EN 16005 - 4.6.1 b) stipulates that "Danger points between the leaf and frame, which pose a hazard due to entrapment of fingers, shall be protected up to a height of 2 metres above the floor", while EN 16005 - 4.6.3.4 requires that "Danger points at secondary closing edges between sash and frame must be covered, for example, with finger protection roller blinds."

Avoid residual risks – offer standard-compliant doors!

The use of Athmer finger protection in conjunction with sensors on automatic doors to safeguard secondary closing edges offers clear advantages, since Athmer finger protection is:

- Always active and covers door gaps more effectively
- Visible and so offers verifiable safety
- A cost-effective solution for sensor risks, and is also reliable and maintenance-free, with a long life expectancy
- Easy to retrofit to fire doors and smoke protection doors since pre-tested with system providers and door manufacturers
- For universal use on all doors, even in extreme environmental conditions such as dust, dirt, cold, heat and damp.

Finger protection roller blind - Closing face

NR-32 UniSafe®

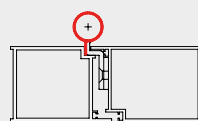


To the product video

- CLICK system for easy installation and removal for maintenance
- Adaptation to existing panic fittings on site
- Hygiene: proven wipe disinfection
- With optional stainless steel ram protection

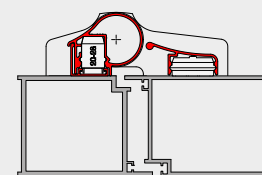
Protective profiles - Opening face

BO 20, BO 22



- for butt hinges on flush-fit profile doors

BA 28+



- für Aufsatzbänder an Aluminiumtüren

